

# WHICH TRAIL FOR YOU?

## KEY


**Q** Quench Cycles


 Play park

 Cafe


 Car park

### Mountain bike trails

 Family Cycle Trail  
9km (6 miles) two-way

 Singletrack MTB Trail  
13km (8 miles) one-way

 Black Trail  
One-way

 Bike Park  
For extreme advanced-level mountain bikers only

MAIN ENTRANCE

